

MDC



2024

WATER *Quality* REPORT



OVERVIEW

The MDC's Water Quality Report provides a summary of water quality for 2024 and includes information on how the MDC collects, treats and delivers quality drinking water. In 2024, the MDC's water supply once again met all state and federal standards for water quality. The MDC remains committed to providing our customers with the highest quality water.



In 2024, the MDC's state-licensed Water Quality Laboratory, located at Reservoir No. 6 in Bloomfield, conducted more than 140,000 physical, chemical and bacteriological tests. These tests determine the levels, if any, of over 130 potential water contaminants at the MDC's reservoirs, treatment plants and the 46 state approved sampling sites throughout the MDC service area. These tests and others conducted at various certified consulting laboratories for the District confirmed that the potable water supplied by the MDC met all

State of Connecticut Public Health Code and Federal Environmental Protection Agency standards for water quality.

In 2024, the MDC distributed an average of 45.1 million gallons of water per day to a population of approximately 400,000. In order to continue to deliver the highest quality of water, there were significant improvements made to the MDC's drinking water system including the installation of 15 miles of combination of new and replacement water mains in the distribution system. Much of this was part of the Accelerated Water Main Replacement Program, which reduces the timeline for water main replacement and limits survey and design costs.

MDC completed an inventory of all water service lines as part of compliance with the EPA's revised Lead and Copper Rule in 2024. A water service line is the pipe that brings water from the water main in the street into your property. While the safety of our water has not changed, EPA's updated rule now requires water providers to compile an inventory in their service area and make the database publicly available. The lead section of the report provides instruction on how to access the database and more information about the new rule and what it means for our customers.

(Este reporte contiene información importante sobre el agua potable. Si necesita este Reporte en Español por favor llame al 278.7850 ext. 3211)

WATER SOURCE


The MDC's untreated water comes entirely from surface water sources in watersheds (drainage areas) that cover approximately 89.7 square miles. These sources are: the 30.3-billion gallon Barkhamsted Reservoir, impounded by the Saville Dam, located about one mile north of New Hartford; and the 9.5-billion gallon Nepaug Reservoir, created by the Phelps Brook and Nepaug Dams, located about one mile northwest of Collinsville. These reservoirs are part of the larger Farmington River watershed and are located roughly 20 miles from Hartford in Connecticut's northwest hills.

These reservoirs feed the MDC's smaller reservoirs, which are located in West Hartford and Bloomfield. The majority of the watershed areas are relatively rural, which reduces the chance of pollution. Even so, the MDC conducts an aggressive source water protection program to further ensure the quality of its water supplies.

SOURCE WATER PROTECTION

Source water is untreated water that is used to supply public drinking water. Natural processes and human activities that occur within a watershed area can greatly impact the quality of that source water. As water travels over the surface of the land or through the ground, it can carry substances such as soil particles, salts, metals, oils, bacteria, fertilizers and pesticides that can contaminate water supplies. The MDC is very fortunate to have heavily forested watersheds, which help safeguard the water supplies by acting as a natural filter and buffer to potential contaminants.

In order to prevent contamination and unsanitary conditions in the watershed areas, the MDC performs inspections on properties within the watersheds of the Barkhamsted Reservoir, the Nepaug Reservoir, and Reservoir No. 6 and the West Hartford Reservoirs. These inspections are required to be conducted by the Connecticut Department of Public Health (DPH).





The MDC's Watershed Inspector visits residential, business and farm properties located within the watersheds to identify conditions that may adversely affect drinking water supplies. The inspector checks for signs of septic system failure, leaking fuel oil tanks, soil erosion and sedimentation issues, illegal discharges and dumping, improper storage of chemicals and animal waste, and other conditions that have the potential to affect

water quality. In 2024, a total of 1,074 watershed inspections were conducted. No violations were identified.

The MDC's Watershed staff also reviews land use development proposals that come before watershed towns and when appropriate, submits comments to encourage practices that protect reservoir water quality.

In addition, raw water sampling of reservoirs and tributaries is performed in order to monitor changes in water quality. The MDC's Water Quality Laboratory conducts the physical, chemical, nutrient and biological analyses to help identify potential drinking water contaminants.

Permanently protecting our water supply watershed land is one of the most important measures that can be taken to strengthen source water protection efforts. The MDC has over 31,000 acres of watershed land to protect its drinking water supply.

SOURCE WATER ASSESSMENT

The Connecticut DPH Drinking Water Section completed assessments of all public drinking water sources in 2003 to identify and document potential sources of contamination that could adversely impact drinking water quality. The assessments found that reservoirs owned by the MDC have a low susceptibility to potential sources of contamination.

The Source Water Assessment Program report can be found on the Connecticut DPH's website:

<http://www.ct.gov/dph>

For more information visit the U.S. Environmental Protection Agency's (EPA) website:

<http://water.epa.gov/drink>

WATER TREATMENT

The MDC has always filtered its water supplies. The slow sand filtration plant located just off Farmington Avenue in West Hartford contains 22 underground filter beds. In the filter beds, water trickles down through more than three feet of sand and stones, where within the first 2-3 inches of sand, solids and microscopic bacteria are trapped. Additional chemical treatment follows to eliminate any remaining bacteria.

The Reservoir No. 6 plant in Bloomfield is a dual media filtration facility, also known as a complete conventional plant. The system combines chemical treatment prior to filtration at six filter beds. Because pre-treatment removes most impurities, the rapid sand filtration process can remove those remaining impurities quickly. While the filtration process is accomplished somewhat differently at each plant, there are five basic components in the treatment process that the plants have in common:

1. **Filtration**
2. **Disinfection through chlorination**
3. **Fluoridation** *(mandated by the State of Connecticut Department of Public Health to help prevent tooth decay)*
4. **pH adjustment of all treated water**
5. **Corrosion control for distribution system piping and household plumbing**

CROSS CONNECTION

The State of Connecticut and MDC Ordinances require that the MDC conduct periodic inspections of properties for cross connection situations. A cross connection is an actual or potential connection between a public water system and any other source or system through which it is possible to introduce any contamination or polluting agent. The regulations require that commercial, industrial and residential structures maintain one or more cross connection control devices if there is a possibility of a "toxic or objectionable substance" being used at, in or outside the structure. State of Connecticut cross connection regulations require that the homeowner notify the MDC and obtain its approval of the plans prior to the installation of any of the previously mentioned installations.

The cross connection requirements have been expanded to include, but are not limited to, fire suppression systems, lawn irrigation systems, marinas, boilers, solar heat, geothermal wells, lawn irrigation wells, ice machines and facilities which utilize chemicals within the premises, which would meet the definition of toxic or objectionable substances. MDC conducted over 1,400 cross connection inspections and reviewed over 9,900 backflow prevention device tests in 2024.

WATER CONSERVATION

Water is a limited resource, so it is vital that we all work together to maintain it and use it wisely. Here are a few tips that you can follow to help conserve water:

- ✓ Check for leaky fixtures. A leaking faucet or toilet can dribble away thousands of gallons of water per year.
- ✓ Store a jug of ice water in the refrigerator for a cold drink.
- ✓ Water lawn and plants in the early morning or during the evening to avoid excess evaporation. Don't water on a windy, rainy or very hot day.
- ✓ Apply mulch around flowers, shrubs, vegetables and trees to reduce evaporation.



LEAD

If present, elevated levels of lead can cause serious health problems, especially for pregnant women and young children. Lead in drinking water is primarily from materials and components associated with service pipes and home plumbing. The MDC is responsible for providing high quality drinking water, but cannot control the variety of materials used in plumbing components. When water has been sitting in the internal plumbing for several hours, you can minimize the potential for lead exposure by flushing your cold tap for 30 seconds to two minutes before using water for drinking or cooking. If you are concerned about lead in your water, you may wish to have your water tested.

You can also use a filter certified by an American National Standards Institute accredited certifier to reduce lead in drinking water. Information on lead in drinking water, testing methods and steps you can take to minimize exposure is available online at www.themdc.org/drinking-water/lead-information or www.epa.gov/safewater/lead.

Another simple way to reduce the possible exposure to lead is to regularly clean your faucet screens to remove material that may become trapped in the screen. Some of that material may be lead particles from your home's internal plumbing. Finally, do not use hot water from the tap to make infant formula or for cooking. Hot water may have higher mineral content than the cold water supplied by the MDC. Infants and young children who drink water containing lead in excess of the EPA action level could experience delays in their physical or mental development. Children could show slight deficits in attention span and learning abilities.



Adults who drink water containing lead in excess of the action level over many years can develop kidney problems or high blood pressure. Infants and young children are typically more vulnerable to lead in drinking water than the general population. **While the MDC uses no lead pipes in its distribution system, it is possible that lead levels may be elevated in your home, which is a result of materials used in your home's plumbing fixtures.**

Federal regulations require that the MDC analyze samples from a minimum of 50 homes by having the homeowner collect a one-liter sample from the cold-water kitchen tap as "first draw" (after water has been standing motionless in household pipes for at least six hours). The table on page 14 of this report summarizes the results of lead and copper testing. During the last lead and copper sampling round conducted in 2023, the MDC analyzed samples from 65 homes. Since less than 10 percent (4 out of the 65 - see table) of the homes sampled were above the action level set by the EPA, the MDC remains in compliance with the Lead and Copper Rule. The MDC will be conducting the next round of lead and copper analysis in 2026.

During this testing, homeowners were also asked to collect an additional sample after having the water run for a few minutes. These samples were also analyzed for lead and copper content. The results consistently showed that little or no lead or copper was present in the water coming from the MDC water mains after the water was allowed to run for a short period of time.

In 2024, as part of compliance with the EPA's Lead and Copper Rule Improvements, the MDC prepared a service line inventory for the materials of each line in the District's distribution system. The inventory and description of the programs are available to customers on the Drinking Water section of the MDC's website, www.themdc.org.

COPPER

Copper is an essential nutrient, but some people who drink water containing copper in excess of the action level over a relatively short amount of time could experience gastrointestinal distress. Some individuals who drink water containing elevated copper in excess of the action level over many years could suffer liver or kidney damage. People with Wilson's disease should consult their personal health care provider. During the lead and copper monitoring period conducted in 2023, there were no exceedances of the copper action level in any of the first draw samples collected by the homeowners.



INFORMATION ABOUT DRINKING WATER CONTAMINANTS

The State of Connecticut is one of the few states where only Class A waters (not receiving discharges from sewer treatment plants) may be used for drinking water purposes.

The sources of drinking water (both tap water and bottled water) include rivers, lakes, streams, ponds, reservoirs, springs and wells. As water travels over the surface of the land or through the ground, it dissolves naturally occurring minerals and in some cases, radioactive material, and can pick up substances from the presence of animal or human activity.

Contaminants that may be present in source water include:

- Microbial contaminants, such as viruses and bacteria, which may come from sewage treatment plants, septic systems, agricultural livestock operations, and wildlife;
- Inorganic contaminants, such as salts and metals, which can be naturally occurring or result from urban storm water runoff, industrial or domestic wastewater discharges, oil and gas production and mining or farming;
- Pesticides and herbicides, which may come from a variety of sources, such as agriculture, urban storm water runoff and residential uses;

- Organic chemical contaminants, including synthetic and volatile organic chemicals, which are byproducts of industrial processes and petroleum production, can come from gas stations, urban storm water runoff or septic systems (some of these compounds, such as trihalomethanes and haloacetic acids, are disinfection byproducts that result from the use of chlorine as a disinfectant in water treatment, which reacts with naturally occurring materials in water);
- Radioactive contaminants, that can be naturally occurring or the result of mining activities.
- Radon, a radioactive gas found commonly in well water. (Radon is not present in MDC water since all its drinking water is initially derived from surface water reservoirs.)

In order to ensure that tap water is safe to drink, the EPA prescribed regulations which limit the amount of certain contaminants in water provided by public water systems. The U.S. Food and Drug Administration regulations establish limits for contaminants in bottled water, which must provide similar protection for public health. Drinking water, including bottled water, may reasonably be expected to contain at least small amounts of some contaminants.

The presence of contaminants does not necessarily indicate that water poses a health risk. More information about contaminants and potential health effects can be obtained by calling the EPA's Safe Drinking Water Hotline 800.426.4791.



DEFINITIONS

Action Level (AL):

The concentration of a contaminant that, if exceeded, triggers treatment or other requirements that a water system must follow.

Maximum Contaminant Level (MCL):

The highest level of a contaminant that is allowed in drinking water. MCLs are set as close to the MCLGs as feasible using the best available treatment technology.

Maximum Contaminant Level Goal (MCLG):

The level of a contaminant in drinking water below which there is no known or expected risk to health. MCLGs allow for a margin of safety.

Maximum Residual Disinfectant Level (MRDL):

The highest level of a disinfectant allowed in drinking water. There is convincing evidence that addition of a disinfectant is necessary for control of microbial contaminants.

Maximum Residual Disinfectant Level Goal (MRDLG):

The level of a drinking water disinfectant below which there is no known or expected risk to health. MRDLGs do not reflect the benefits of the use of disinfectants to control microbial contaminants.

NTU:

Nephelometric Turbidity Units

ppm:

parts per million, or milligrams per liter

ppb:

parts per billion, or micrograms per liter


Treatment Technique:

A required process intended to reduce the level of a contaminant in drinking water.

2023 UCMR 5 TESTING

Unregulated Contaminant Monitoring Rule Testing for 2023

The Safe Drinking Water Act (SDWA) requires that once every five years, the EPA issue a list of unregulated contaminants to be monitored by public water systems. The fifth Unregulated Contaminant Monitoring Rule (UCMR 5) required sample collection for thirty unregulated contaminants between 2023 and 2025 using analytical methods developed by the EPA and consensus organizations. This action provides the EPA and other interested parties with scientifically valid data on the national occurrence of these contaminants in drinking water. The MDC completed testing for twenty-nine different Perfluoroalkyl and Polyfluoroalkyl Substances (PFAS) as well as lithium as part of UCMR 5 in 2023. The MDC conducted four rounds of testing which did not detect any of the twenty-nine PFAs compounds or lithium in the MDC's water supply. See below link for more about UCMR testing.



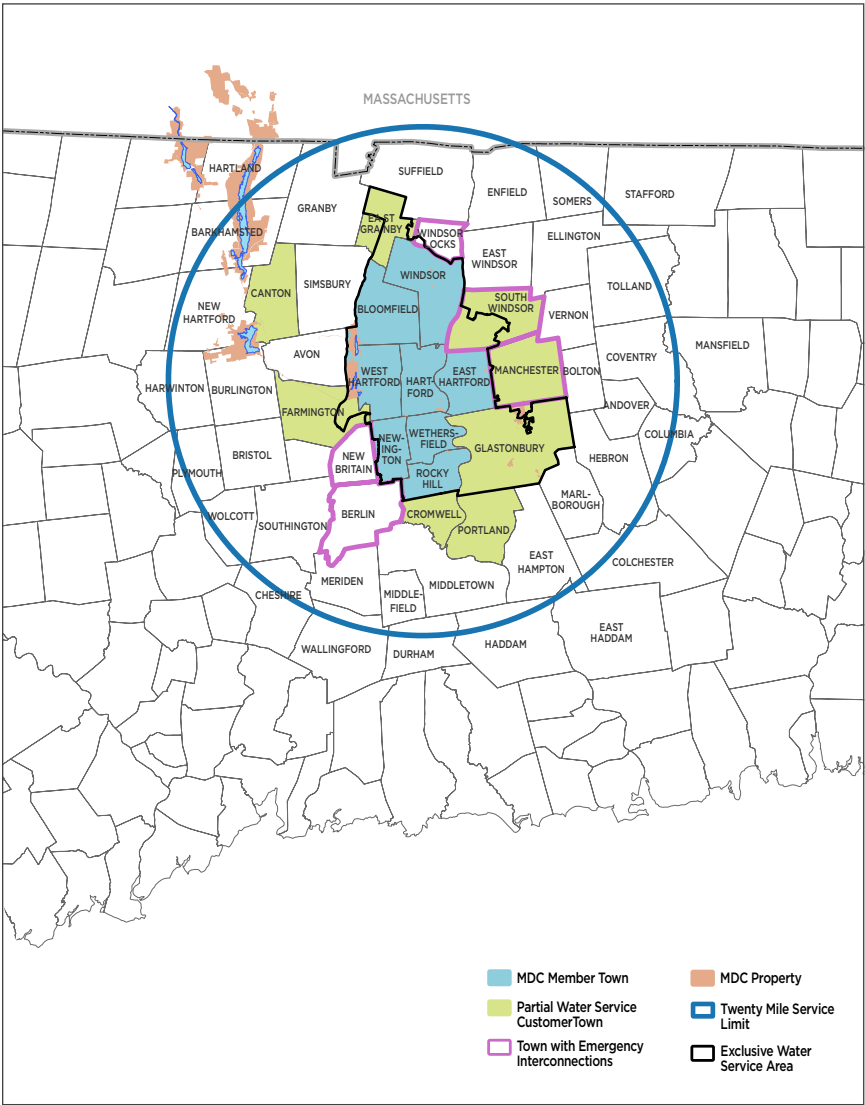
Unregulated Contaminant Monitoring Rule 5

<https://www.epa.gov/dwucmr/fifth-unregulated-contaminant-monitoring-rule>

For general information on PFAS:

<https://www.epa.gov/pfas>

MDC SERVICE AREA



HOW TO LEARN MORE ABOUT YOUR WATER

If you have questions about the quality of your tap water or the information contained in this report, please call The Water Quality Laboratory at 860.278.7850, ext. 3904 during normal business hours.

The MDC welcomes public input and participation in decisions affecting your drinking water. District Board and committee meetings are held at the MDC's Headquarters located at 555 Main Street in Hartford, CT and remotely. Meeting schedules, notices, agendas and minutes are available on the MDC's website:

www.themdc.org.

Meetings are open to the public.

OTHER SOURCES OF INFORMATION:

U.S. EPA Safe Drinking Water Hotline:

800.426.4791

CT Department of Public Health:

860.509.7333



HOW TO READ THE TABLE (PAGE 14)

The table on page 14 shows the results of the MDC's water quality analyses on its treated drinking water delivered from its water treatment facilities and distribution system. The table lists all drinking water analytes that were detected during the 2024 calendar year. Unless otherwise noted, the data presented in this table are from tests performed between January 1 and December 31, 2024. The table contains the name of each substance, the highest level allowed by regulation (Maximum Contaminant Level, or MCL), the ideal goals for public health, the amount detected, the usual sources of each substance and a key to units of measurement.

2024 MDC WATER QUALITY RESULTS

SUBSTANCE (UNITS)	HIGHEST LEVEL ALLOWED (EPA's MCL)	GOALS (EPA's MCLG)	AVERAGE	RANGE	MAJOR SOURCES
INORGANICS					
Fluoride (ppm)	4	4	0.70	0.08 - 0.83	Erosion of natural deposits; water additive that promotes strong teeth
Calcium (ppm)	N/A	N/A	3.00	2.11 - 4.39	Erosion of natural deposits
Chloride (ppm)	250	N/A	9.64	7.47 - 10.80	Byproduct of drinking water disinfection
Nitrate (ppm)	10	10	0.103	<0.05 - 0.104	Runoff from fertilizer use; leaching from septic tanks; sewage; erosion of natural deposits
Nitrite (ppm)	1	1	<0.02	<0.02 - <0.02	Runoff from fertilizer use; leaching from septic tanks; sewage; erosion of natural deposits
Disinfectant residual distribution (ppm)	4.0	4.0	0.49	0.01 - 1.10	Byproduct of drinking water disinfection
Sodium (ppm)	28 (State of CT Advisory Level)	N/A	10.1	1.3 - 15.4	Erosion of natural deposits and byproduct of water treatment
Sulfate	N/A	N/A	5.2	3.9 - 7.7	Erosion of natural deposits
Phosphate (ppm) (as PO4)	N/A	N/A	1.10	0.67 - 1.41	Corrosion control inhibitor added at the water treatment plants
Alkalinity (ppm)	N/A	N/A	14	6 - 22	Erosion of natural deposits
pH	N/A	6.4 - 10 (State of CT)	7.43	7.19 - 7.82	Corrosion control is used to bring pH above a neutral pH (7.0)
Copper (ppm)	1.3	1.3	<0.006	<0.006 - <0.006	Erosion of natural deposits
Barium (ppm)	2.0	2.0	0.007	0.006 - 0.007	Erosion of natural deposits
TURBIDITY & BACTERIA					
Turbidity (NTU-Max allowable) West Hartford Water Treatment Plant CFE (combined filter effluent)	1.0	0	0.08	0.04 - 0.48	Soil Runoff - Turbidity has no health effects but may interfere with disinfection and provide a medium for microbial growth.
Turbidity (NTU-Max allowable) Reservoir No. 6 Filter Plant CFE	0.3	0	0.06	0.04 - 0.12	Soil Runoff - Turbidity has no health effects but may interfere with disinfection and provide a medium for microbial growth.
Total coliform (Distribution system) (2268 samples - 2160 required) No thermotolerant fecal coliform were recovered	Presence of coliform bacteria in 5% of monthly samples	0	0	0 - 1	Naturally present in the environment
VOLATILE ORGANICS & ORGANIC CARBON (DISTRIBUTION DATA)					
Total haloacetic acids (ppb) total distribution average and highest site location running annual average	60	None Set	System Average: 35.5 Highest Single Sample Site Average: 53.1	Range of All Locations: 11.6 - 76.0 Range for Highest Sample Location: 26.3 - 76.0	Byproduct of drinking water disinfection
Total trihalomethanes (ppb) total distribution average and highest site location running annual average	80	None Set	System Average: 49.5 Highest Single Sample Site Average: 69.5	Range of All Locations: 12.2 - 75.4 Range for Highest Sample Location: 56.2 - 75.4	Byproduct of drinking water disinfection
Total organic carbon (minimum of 35 percent reduction required at the Reservoir #6 Water Treatment Plant)	N/A	Minimum removal ratio 35%	52%	45% - 54%	Rapid sand filter plant only treatment technique
HOUSEHOLD LEAD AND COPPER (2023 DATA - MOST RECENT REQUIRED HOUSEHOLD TESTING)					
SUBSTANCE (UNITS)	ACTION LEVEL	GOALS (EPA's MCLG)	90TH PERCENTILE	HIGHEST LEVEL DETECTED	MAJOR SOURCES
Lead (ppb)	15 ppb	0	7.0 ppb	43 ppb, 65 sites tested (# of sites above AL=4)	Corrosion of household plumbing systems; erosion of natural deposits
Copper (ppm)	1.3 ppm	1.3	0.159 ppm	0.237 ppm, 65 sites tested (# of sites above AL=0)	Corrosion of household plumbing systems; erosion of natural deposits

MDC



555 Main Street
Hartford, CT 06103

PRSRT STD
U.S. POSTAGE
PAID
HARTFORD, CT
PERMIT NO. 1504

FOLLOW THE MDC
WWW.THEMDC.ORG

