

MDC
Household
HAZ



WASTE
Collection

The Metropolitan District's

2025

Household Hazardous Waste Collection Program

(860) 278-3809

HHW@themdc.com

www.themdc.org

Table of Contents

2025 MDC Household Hazardous Waste Collection Schedule.....	3
Household Hazardous Wastes Accepted.....	4
Unacceptable Items for MDC Collections.....	5
Batteries.....	6
LED Bulbs, Fluorescent Bulbs & Compact Fluorescent Bulbs.....	7
Mercury.....	8
Paint Recycling.....	8
Asbestos.....	9
Electronics.....	10
Medications / Drugs.....	10
Managing Other Types of Pharmaceutical Waste.....	11
Needles / Syringes / Lancets.....	11
Smoke Detectors	12
Acceptable Items at Town’s Disposal Location.....	13

Rules for Bringing Waste to a Collection Day

PLEASE STAY IN YOUR VEHICLE WHILE THE CHEMICALS ARE REMOVED!!

This is for your safety and is required by our contractor’s CT DEEP Permit. We will take care of everything, so just sit back and relax.

- IDs will be checked to verify residency.
- Bring your waste in their original containers whenever possible or label containers with their contents.
- If a container is leaking, place it in a larger, non-leaking, covered container and label the container.
- **Do not** mix different products.
- Collect your waste containers in **disposable boxes or bins**, which should be transported in your trunk. **Do not** put your Household HazWaste in the backseat with your children or pets. If possible, leave children and animals at home.
- Remove other items from your car or trunk that could be mistaken as Household HazWaste.
- **NO SMOKING IN YOUR CAR!** Most wastes are flammable.

Thank you

2025 MDC Household Hazardous Waste Collection Schedule

(Collections are held on Saturdays from 8 a.m. - 1 p.m.*)

<u>DATE</u>	<u>TOWN</u>	<u>LOCATION</u>
April 26, 2025	Newington	Town Garage, 281 Milk Lane (off Fenn Road)
May 10, 2025	Windsor	Poquonock WPCF, 1222 Poquonock Avenue
May 17, 2025	East Hartford	East Hartford WPCF, 65 Pitkin Street
June 14, 2025	West Hartford	Public Works Garage, 17 Brixton Street
June 28, 2025	Wethersfield	Webb Elementary School, 51 Willow Street
September 6, 2025	Bloomfield	Public Works Building, 21 Southwood Drive
September 20, 2025	Rocky Hill	Elm Ridge Park, 376 Elm Street *NEW LOCATION
September 28, 2025(SUN)*	West Hartford	Public Works Garage, 17 Brixton Street
October 18, 2025	Windsor Locks/E. Granby	Public Works Garage, 6 Stanton Road, Windsor Locks
October 25, 2024	Hartford	MDC Operations Facility, 125 Maxim Road

(WPCF = Water Pollution Control Facility)
 * One collection is held on **Sunday**, September 28, 2025

Residents of the following towns may attend *any* MDC sponsored HHW collection event:

- | | |
|---|---|
| <ul style="list-style-type: none"> ● Bloomfield ● East Granby ● East Hartford ● Hartford ● Newington | <ul style="list-style-type: none"> ● Rocky Hill ● West Hartford ● Wethersfield ● Windsor ● Windsor Locks |
|---|---|

In the event you are unable to attend any of the above collections and wish to dispose of hazardous waste (for a fee) you can contact New England Disposal Technologies, Inc. at 866.769.1621 or info@nedt.org

Items Accepted at Household Hazardous Waste Collection

• Acids	• Fertilizers	• Moth Balls
• Adhesives	• Fire Extinguishers	• Motor Oil – up to 10 gallons
• Aerosols	• Flea Repellants	• Oven Cleaners
• Alkaline Batteries	• Floor Care Products	• Paint (Latex & Oil)
• Ammonia	• Fluorescent Bulbs	• Pesticides
• Antifreeze	• Fungicides	• Photo Chemicals
• Ant Sprays & Baits	• Gasoline & Diesel	• Polyurethane
• Artist's Paints	• Glues	• Pool Chemicals
• Brake Fluid	• Herbicides	• Power Steering Fluid
• Car Batteries (1 per car)	• Insecticides	• Propane Tanks – 1LB & 20Lbs
• Charcoal	• Kerosene & Fuel Oil	• Rechargeable Batteries
• Cleaning Solvents	• Lighter Fluid	• Strippers/Thinners
• CFL's	• Lithium Batteries	• Transmission Fluid
• Disinfectants	• Mercury	• Turpentine
• Drain Cleaners	• Mercury Switches	• Wood & Metal Polishes
• Epoxy Products	• Mercury Thermometers	• Wood Preservatives & Stains

Additional Items Accepted

Asbestos

This includes some types of insulation, shingles and tiles. Only a small quantity of asbestos can be accepted and the material **must** be dampened and double bagged. Call **(860) 278-3809** or email HHW@themdc.com to notify the HazWaste Coordinator that you are bringing asbestos containing material to a collection or to request an asbestos information pamphlet (see page 11). **The Coordinator retains the right to reject this material if prior approval was not received.**

Chemistry Sets

Old chemistry sets can contain some very hazardous materials. Call **(860) 278-3809** or email HHW@themdc.com to notify HazWaste Coordinator that you are bringing an old chemistry set to a collection.

***CFLs, Fluorescent & other Mercury Bulbs**

Place in a container or tie bulbs together to prevent them from breaking during transport. Do not put bulbs in the same container as batteries.

Lead Paint Chips & Sand Blasting Grit

Contact the HazWaste Coordinator at **(860) 278-3809** for approval before bringing the material to a collection. **The Coordinator may reject this material if prior approval was not received.**

PCB Ballasts & Capacitors

Ballasts must be removed from the light fixture. Capacitors must be removed from the appliance.

*Special Conditions apply to any products stored in 55-gallon drums. The MDC HazWaste Coordinator must give prior approval before the waste can be brought to a collection.

Unacceptable Items for the MDC Collections

Please note these are **possible** disposal options. The specified organization must be contacted to verify they actually dispose of the listed item prior to bringing your waste to their location. **HazWaste should never be dumped at a facility or at a temporary HazWaste site before collection.** This is an environmental and safety hazard and is also illegal.

Ammunition (including gunpowder)	Call your local police department.
Biohazards/Biological Waste	Hire a contractor to properly dispose of waste.
Business Waste	The MDC accepts small business waste at its collections, by appointment only . Companies must call the HazWaste Hotline or email hhw@themdc.com to see if they qualify and to request a CESQG small business information package. Business waste can only be accepted if all program requirements have been met. NO EXCEPTIONS!
Cement	Cement, also known as Screte or Quikrete, is not hazardous. Call your town to find out if you should dispose of it in the garbage or at your local Transfer Station.
Creosote Coated Railroad Ties	Railroad ties are not hazardous; contact your local Department of Public Works or Transfer Station for possible disposal options.
Electronics	See page 10 for disposal information.
Empty Containers (aerosol)	Dispose of in the regular trash. A container is considered empty when no more than one inch or 3% (by weight) of material is left in the container.
Explosives (Flares, Fusee)	Your local Police Department may accept them, but you must call and verify before bringing.
Freon	Some towns will accept refrigerators and air conditioners (containing Freon) for disposal. There is usually a small fee. Contact your local Department of Public Works or Transfer Station for information.
Marine Flares	Pyrotechnic flares cannot be accepted at Collections because they are categorized as explosives. Disposal of marine flares may be done on DEEP's "Flare Days" or by appointment only.
Ice Melt	Ice Melt is not hazardous and can be disposed of in the regular trash.
Latex Driveway Sealer (Genite)	Driveway sealer is not hazardous; solidify then throw in the regular trash.
Medicine/Drugs	See Page 10 & 11 for disposal information.
Needles/Syringes	See Page 11 for disposal information.
Refrigerators	Call your local Public Works Department for disposal instructions.
Smoke Detectors	Send smoke detectors back to the manufacturer.
Tires	Call the Public Works Department in your town for the disposal instructions.

BATTERIES





The MDC accepts household batteries at its collections. The first step in determining what type of battery you have is simple; read the battery label. Rechargeable and non-alkaline batteries typically specify what type they are.

If you are bringing your batteries to a Household HazWaste Collection, please separate them into three groups:

1. **Non-rechargeable lithium batteries:** are not always button cell sized. The lithium batteries used in cameras and other electronics come in several varieties. Button cell batteries found in watches, hearing aids, small clocks, and gadgets are also non-rechargeable. They may be lithium, silver oxide, or zinc air.



2. **Rechargeable Batteries:** There are several different type of rechargeable batteries including Nickel Metal Hydride (Ni-MH), Nickel Cadmium (Ni-Cd), Lithium-ion (Li-ion) and small sealed lead-acid (Pb). Rechargeable batteries can also be found in cordless power tools, cordless phones, laptop computers, camcorders, remote controlled toys and portable household appliances.

EXAMPLES OF RECHARGEABLE BATTERIES			
Lithium-ion		Nickel Metal Hydride	
Nickel-Cadmium		Sealed Lead Acid	

3. **UPS Battery Back-up Systems:** These systems are usually powered by sealed lead-acid batteries. These batteries can be brought to a District collection but they **must be removed from the outer casing** before we can accept them.

The batteries can also be disposed of at a Rechargeable Battery Recycling Corporation (RBRC) drop-off location like **Home Depot or Lowes**. Please contact the drop-off location prior to visiting to confirm. Visit www.call2recycle.org or call 1-800-822-8837 to find a drop-off location.

Household Batteries (Alkaline): are used to power many household products like flashlights, remote controls and toys. Most of these batteries are not labeled as alkaline. A good rule of thumb is, if it's not labeled as a rechargeable or lithium battery and it looks like a regular battery, it is an alkaline battery and **can be disposed in your regular trash**.



FLUORESCENT BULBS & COMPACT FLUORESCENT BULB



Fluorescent bulbs (straight, U-shaped, compact, etc.) are more efficient and last longer than incandescent bulbs. Fluorescent bulbs save electricity and are better for the environment. The U.S. Energy and Environmental Protection Agency says if every U.S. household replaced one regular incandescent light bulb with a compact fluorescent light (CFL) bulb, Americans would save enough energy to light more than 2.5 million homes for a year.

While enjoying the benefits of CFLs and other fluorescent bulbs it's important to remember one thing...these bulbs contain **mercury** and must be disposed of properly. Store worn out fluorescent bulbs in a solid container or in a safe place so they will not break. Consider switching to LED light bulbs. They are the safest alternative because they do not contain mercury and are energy efficient. **LEDs do not contain mercury, however they do contain other heavy metals and are considered hazardous waste.**

DISPOSAL OPTIONS FOR FLUORESCENTS, CFLS & OTHER BULBS CONTAINING MERCURY:

1. Your town's transfer station/landfill – See page 13 to determine if your town accepts fluorescent bulbs and CFLS
2. MDC HazWaste Collections
3. Home Depot and Lowes – accept **UNBROKEN** CFLs

If a fluorescent bulb or CFL breaks in your home follow these recommended clean-up guidelines:

1. **Ventilate the room**
 - Open a window.
 - Leave the room and restrict access for at least 30 minutes.
 - If possible, ventilate the room with a floor or pedestal fan by facing it towards the open window. Using a ceiling fan will not be as helpful at moving the air out of the window.
2. **Pick up all the material you can**
 - Never allow children or pregnant women near the spill area.
 - Remove all metallic jewelry, which might attract mercury magnetically.
 - Wear disposable gloves. You should never touch mercury with your bare hands.
 - Carefully scoop up the fragments and powder with stiff paper or cardboard.
 - Sticky tape (such as duct tape) can be used to pick up small pieces and powder.
 - Wipe the area clean with a damp paper towel or disposable wet wipe.
 - Afterwards shine a flashlight on the area to double check for missed spots.
3. **Double bag and recycle**
 - Place the broken bulb and cleanup materials in doubled plastic bags and seal the bags.
 - If it cannot be immediately disposed of it should be stored outside in a sealed glass container in a protected area.
 - Take the materials to a local household hazardous waste collection event or a fluorescent lamp recycling facility.
 - If possible, continue to ventilate room for as long as possible (at least several hours).
 - Wash your hands.

For more information on CFLs, visit EPA's website at <http://www2.epa.gov/cfl>.

MERCURY

What is mercury?

Metallic (elemental) mercury is a shiny, silver-white metal that is a liquid at room temperature. Mercury is the silver liquid metal used in thermometers and some electrical switches. At room temperature, some of the mercury will evaporate and form mercury vapors, which are colorless and odorless. These vapors can damage the kidneys and nervous tissue.

Where do you commonly find mercury?

- Thermometers
- Thermostats
- Fluorescent light bulbs (CFLs)
- Mercury-oxide batteries
- Electronic switches
- Motion-detecting security devices
- Paints manufactured before 1990 (especially marine and deck paints)



How to clean-up a spill and dispose of mercury?

1. Put on rubber gloves.
2. Use two stiff pieces of cardboard to collect broken glass, mercury or mercury-containing glass pieces and powder into a pile.
3. Use an eye dropper to collect mercury beads and discard the eye dropper in a plastic container.
4. Carefully collect all of the glass into the plastic container.
5. Use the sticky side of some duct tape to collect any remaining glass and mercury and discard the tape in the plastic container.
6. When the clean-up is done place the rubber gloves and cardboard pieces in the plastic bag.
7. Seal both the plastic container and the plastic bag and label each as “mercury waste”.
8. **DO NOT** vacuum the area until 2-3 days later. Vacuuming up mercury can make it spread into the air.
9. If possible, open a window to ventilate the area for at least 24 hours.
10. Bring the Mercury waste to a HazWaste Collection for disposal.



PAIN T RECYCLING

MDC HHW Collections:

Residents of MDC participating towns may bring their latex and oil-based paints to any one of the MDC Household Hazardous Waste Collection events. Only containers of 5-gallons or less will be accepted.

Latex paint manufactured before 1990 may contain lead or mercury and should be disposed of at HHW Collections – **please call for prior approval and instructions for bringing lead or mercury paint to a collection.**

Year-round paint recycling is available with PaintCare®:

What is PaintCare®?

PaintCare® is a non-profit organization established in July 2013 designed as a financially and environmentally sustainable solution to manage proper paint disposal for consumers at established drop-off sites. PaintCare® then ensures your paint gets recycled at state-authorized paint processing facilities.

What products are covered?

PaintCare® sites accept latex paints (and other water-based program products), oil-based paints and other products. The following items are accepted at PaintCare® retailer drop-off sites and MDC Household Hazardous Waste Collections:

- Interior and exterior architectural paints: latex, acrylic, water-based, alkyd, oil-based and enamel (including textured coatings)
- Deck coatings, floor paints (including elastomeric)
- Primers, sealers and under-coaters
- Stains
- Shellacs, lacquers, varnishes, urethanes (single component)
- Waterproofing concrete/masonry/wood sealers and repellents (not tar or bitumen-based)
- Metal coatings, rust preventatives
- Field and lawn paints

FIND A SITE NEAR YOU:

WWW.PAINTCARE.ORG

(855) 724-6809



Asbestos

What is asbestos?

If you suspect that a material in your home contains asbestos, contact the installer or manufacturer or secure the opinion of a knowledgeable contractor – **before you attempt removal**. Asbestos abatement, involving more than three linear feet or three-square feet of asbestos-containing material, must be performed by a licensed asbestos abatement contractor. The Connecticut Department of Health recommends homeowners **do not** handle or perform any asbestos abatement.

Where do you commonly find asbestos?

- Pipe insulation in homes built between 1920 and 1972
- Vinyl sheet flooring and resilient floor tiles between 1954 and 1980
- Ceiling and wall insulation in homes built between 1930 and 1950
- Sprayed or troweled ceiling in homes built between 1945 and 1978
- Roof shingles and siding
- Some textured paints and patching compounds sold before 1978
- Stove and furnace insulation



Where do I go for assistance if I think I have an asbestos problem?

The Hartford Yellow Pages or www.yellowpages.com/state-ct (under “Asbestos Removal Service”) has an extensive list of area businesses and contractors who are licensed and insured to safely remove asbestos.

Contact the agencies listed below for additional information:

CT Dept. of Energy and Environmental Protection – Asbestos Management (860) 424-3366
Connecticut Department of Health – Asbestos Program (860) 509-7367

Electronics Recycling

Town Programs

Electronic waste recycling regulations requiring all towns to provide their residents with some type of electronics collection (items such as computers, TVs, monitors and printers are currently included) have gone into effect. See the chart on page 18 for your town's electronics recycling location. Please check the CT DEEP's website <http://www.ct.gov/deep/site/default.asp> and search for "residential electronics" for up-to-date information for your town. According to the law, the towns cannot charge a fee for recycling computers, TVs, monitors and printers but they can charge a fee for recycling other electronics. Contact the facility to verify items accepted and any fees prior to dropping off the electronics.

Electronics Recyclers

Green Monster e-cycling located at 150 Brook Street, West Hartford – (860) 231-1426, www.greenmonsterecycling.com

Manufacturer Take Back Programs

- Contact the electronics manufacturer to see if they have a recycling program.
- If you are purchasing a new computer see if the company has a take back program. Many computer retailers will recycle your old computer when you purchase a new one from them.

Retailers

Staples: Accepts any brand of computers, monitors, laptops, printers, faxes and all-in-ones for recycling at any of its stores. www.staples.com or 1-800-3STAPLE for store locations.

Best Buy: Accepts many types of electronics but will only accept three items per day. Contact your local store for more information or 1-888-BEST BUY or www.bestbuy.com keyword "recycling" in the search window.



E-WASTE



MEDICATIONS / DRUGS

Disposal Options

Some municipalities now have or will soon have medication drop boxes that are secured in the lobby of the police department and accessible anytime the department is open. No questions asked; just drop the unwanted medications in and they will be safely and securely destroyed. Please call your local police department for details or visit the following website for current locations near you: <https://portal.ct.gov/DCP/Drug-Control-Division/Drug-Control/Local-Drug-Collection-Boxes>.

Bloomfield PD 785 Park Avenue Bloomfield	East Hartford PD 31 School Street East Hartford	Newington PD 131 Cedar Street Newington	West Hartford PD 103 Raymond Road West Hartford	Hartford PD 253 High Street Hartford	Windsor Locks PD 4 Volunteer Drive Windsor Locks
--	---	---	---	--	--

What **CAN** and **CANNOT** be discarded in local medication drop boxes:

YES

- Over the counter medications
- Prescription medications
- Medications for household pets

NO

- Needles or sharps
- Hazardous Waste
- Thermometers
- Personal care products
- Liquids

The United States Drug Enforcement Administration (DEA) has initiated National Drug Take-Back Days with local police departments. Check the following website to find a collection site near you: <https://takebackday.dea.gov/>.

If these options don't work for you, it is recommended that you dispose of your unwanted medications in the trash. Most trash in CT is incinerated at trash-to-energy plants, not landfilled, so throwing your medication in the trash will not contaminate groundwater. Follow these precautions to prevent accidental or intentional ingestion:

1. **Keep the medication in its original container.** The labels may contain safety information and the caps are typically childproof. Leaving the content information clearly visible, scratch out the patient's personal information or cover it with permanent marker.
2. **Modify the medication to discourage consumption.**
 - a. For solid medications, such as pills or capsules, add a small amount of water to at least partially dissolve them. Do NOT dump down the drain.
 - b. For liquid medications, add enough table salt, flour or charcoal to make a smelly unsightly mixture that discourages anyone from eating it.
 - c. For blister packs, wrap the blister packages containing pills in multiple layers in duct tape or another opaque tape.
3. **Seal and conceal.** Tape the medication container's lid shut with shipping or duct tape and place it inside a non-transparent bag or container to ensure the contents cannot be seen.
4. **Discard.** Throw the bag or container in your garbage can; **DO NOT** place in your recycling bin.

Managing Other Types of Pharmaceutical Waste

Unused ampoules, vials and IV bags: Scratch out patient's name but otherwise do not open packages. Wrap the container(s) with tape to minimize breakage and then place in an opaque plastic bag or container. Wrap the outside of the bag or container with additional duct or shipping tape to prevent leakage and to further obscure the container's contents. Dispose of the container in the trash.

Chemotherapy drugs: These products require special handling. Do not throw them in the trash or flush them down the drain. Work with your healthcare provider to determine proper disposal option for this type of medication.

CT DEEP: <http://ct.gov/deep> and search for "safe disposal of medicines".

NEEDLES/SYRINGES/LANCETS **(CANNOT BE BROUGHT TO HHW COLLECTIONS)**

The EPA does not recommend disposing of sharps in the regular trash. Sharps disposed of in the trash are a safety hazard to anyone who has access to the trash – your children, pets, trash collectors and disposal facility employees. Used sharps can injure people, spread germs and spread diseases such as HIV/AIDS, hepatitis B and C, tetanus and syphilis. Victims of sharps-related injuries face the cost of post-injury testing, disease prevention measures and counseling, even if no infection or disease was spread. Some diseases can take a long time to appear on test results, leading to months of testing and apprehension.

The EPA recommends the following disposal methods:

1. Drop-off Collection Sites
2. Syringe Exchange Programs
3. Mail-back Programs
4. Home Needle Destruction Devices

Needles and syringes cannot be accepted at household hazardous waste collections in CT. The programs and devices listed below are available in the Greater Hartford area. Contact your local health department or health care provider for more information.

Mail-back Programs

Humira® Pen and Syringe Disposal: free mail-back disposal of Humira pens and syringes is included with the purchase of these products. Go to <http://www.myhumira.com/disposal/default.aspx> or call 1-800-4-HUMIRA for more information.

Home Needle Destruction Devices

These devices are available for purchase at your local pharmacy and online:

1. Voyager Diabetic Needle Disposal
2. Zims Disintegrator Plus
3. B-D Safe-clip

For more information, contact the **Coalition for Safe Community Needle Disposal** (www.safeneedledisposal.org or 1-800-643-1643), a collaboration of businesses, community groups, non-profit organizations and government that promotes public awareness and solutions for safe disposal of needles, syringes and other sharps in the community. If you cannot find any other options, sharps can be placed in the trash. **The sharps must be placed in a hard plastic or metal container with a screw-on or tightly secured lid.** Prior to placing in the trash, the lid should be reinforced with heavy-duty tape and the container should be marked “sharps”.

SMOKE DETECTORS

Ionization smoke detectors contain a small amount of a radioactive substance, usually Americium 241. The ionization smoke detectors are required to be labeled to notify the consumer that the device contains a radioactive material.

You must contact the manufacture directly to inquire about disposing of the old smoke detector properly!

Why do I need to properly dispose of an old ionization smoke detector?

- Ionization smoke detectors contain a radioactive material, but the U.S. Nuclear Regulatory Commission has exempted all homeowners from the regulatory requirements for handling, storage and disposal of radioactive materials.
- Ionization detectors are considered a very low-level radioactive waste and are acceptable to throw in the trash.
- The U.S. Energy and Environmental Protection Agency recommends that people return the ionization smoke detectors to the manufacturer instead of throwing them in the trash.
- These companies are subject to regulatory requirements and must dispose of the detectors as radioactive waste.

This page describes what the Towns accept outside of the MDC Household Hazardous Waste Collection Program.

**For a list of acceptable items at the MDC HHW collections, please refer to page 4 or this booklet.
FOR PROPANE TANKS, CAR BATTERIES, USED OIL, ELECTRONICS AND ANTIFREEZE
LOCATE YOUR TOWNS' DROP-OFF LOCATIONS BELOW:**

(Please call town first to confirm accepted items, rules & fees)

Residents of:	Town's Disposal Location (Transfer Station/Landfill):	ITEMS ACCEPTED						
		Used Oil	Car Batteries	Antifreeze	20-lb Propane Tanks	Electronics	Paint	Other Items and Notes:
Bloomfield	See "Windsor"	✓	✓	☐				Also accepts: scrap metal
East Granby	Recycling Center Turkey Hill Road 860-653-6822		✓		✓	✓	✓	Also accepts: Freon (\$25/piece), Scrap Metal
East Hartford	Landfill 61 Ecology Drive 860-291-7337	✓	✓	✓		✓	✓	Scrap Metal
Hartford	Bulky Waste & Recycling Center 180 Liebert Road 860-757-9311	✓		✓	✓	✓		For city services and information call 311. Permit required.
Newington	Transfer Station 2045 Main Street 860-667-5874	✓	✓		✓	✓		Transfer Station: oil, car batteries, rechargeable batteries, propane tanks & electronics Highway Garage: used oil & antifreeze
Rocky Hill	Transfer Station 59 Old Forge Road 860-258-2766	✓	✓	✓	✓	✓	✓	Fluorescent bulbs, alkaline & rechargeable batteries, propane tanks (leave valve attached and in the off position) & paint in container – enough to recycle, no empty containers.
West Hartford	Recycling Center 25 Brixton Road 860-236-4236					✓	✓	Please refer to the list below to find locations that accept other items.
Wethersfield	Transfer Station 100 Marsh Street 860-721-2730	✓	✓	✓	✓ (\$5 tank)	✓		Also accepts: used cooking oil, fluorescent bulbs and fire extinguishers (empty) & scrap metal. Complete list at wethersfieldct.com .
Windsor	Windsor/Bloomfield Transfer Station 500 Huckleberry Road 860-285-1833	✓	✓		✓	✓	✓	Also accepts: scrap metal & household goods.
Windsor Locks	Department of Public Works 6 Stanton Road 860-627-1405	✓	✓	✓		✓		Residents only: Fluorescent bulbs, alkaline and rechargeable batteries, scrap metal, flattened cardboard (small quantities)

Listed below are local retailers that will accept car batteries, used oil or antifreeze:

- AutoZone will accept antifreeze, car batteries and motor oil (up to 5 gallons).
- NAPA will accept car batteries, but no liquids.
- Pep Boys will accept 5 quarts of motor oil and car batteries.